

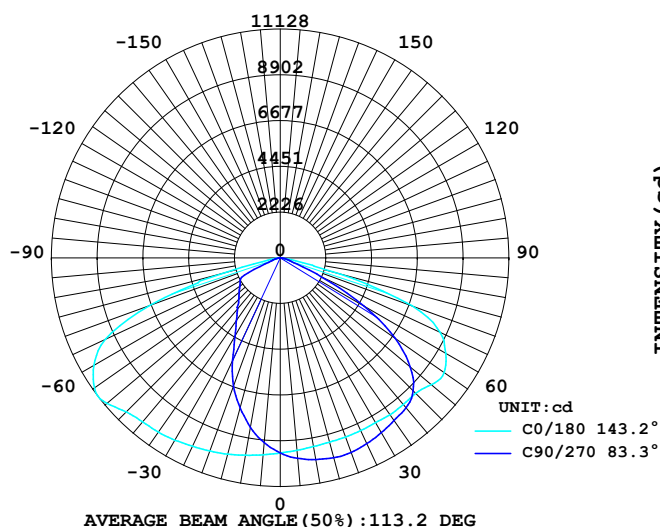
LUMINAIRE PHOTOMETRIC TEST REPORT

Report number:

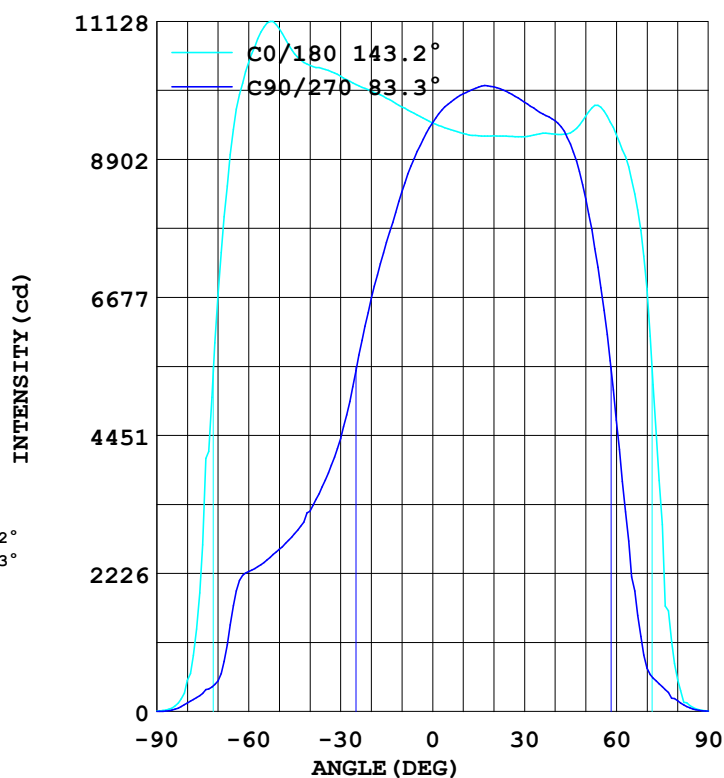
MANUFACTURER: ILUMEN GMBH	Address:	
NAME: Klose	TYPE: IL-FL19-N20040-TY3	WEIGHT:
SPECIFICATION: 2835LED、4000K、80X150deg	DIMENSION:	SERIAL No.:

DATA OF LAMP		Imax(cd)	11671	S/MH (C0/180)	1.66
MODEL		EFFICIENCY (%)	100.0	S/MH (C90/270)	0.84
NOMINAL POWER(W)	200	TOTAL FLUX(lm)	30926	Voltage(V)	230.3
RATED VOLTAGE (V)	230	EFFICIENCY (lm/W)	154.8	Current(A)	0.879
NOMINAL FLUX(lm)	30926.4	η up (%)	0.0	Power(W)	199.8
LAMPS QUANTITY	1	η down (%)	100.0	Power Factor (PF)	0.987
TEST VOLTAGE (V)	230.4	Effective Flux(lm)	30926.4	EEI	0.097

LUMINOUS INTENSITY DISTRIBUTION



LUMINOUS INTENSITY DISTRIBUTION



Test System:
Temperature: 25.3 DEG
Operators:
Test Date: 2024.11.21

Test Set: 6.0 deg/s C-Gamma (TYPE C)
Humidity: 65.0%
Test Distance: 10.000 m
Remarks:

Color Temperature Data List

Report number:

MANUFACTURER: ILUMEN GMBH	Address:	
NAME: Klose	TYPE: IL-FL19-N20040-TY3	WEIGHT:
SPECIFICATION: 2835LED、4000K、80X150deg	DIMENSION:	SERIAL No.:

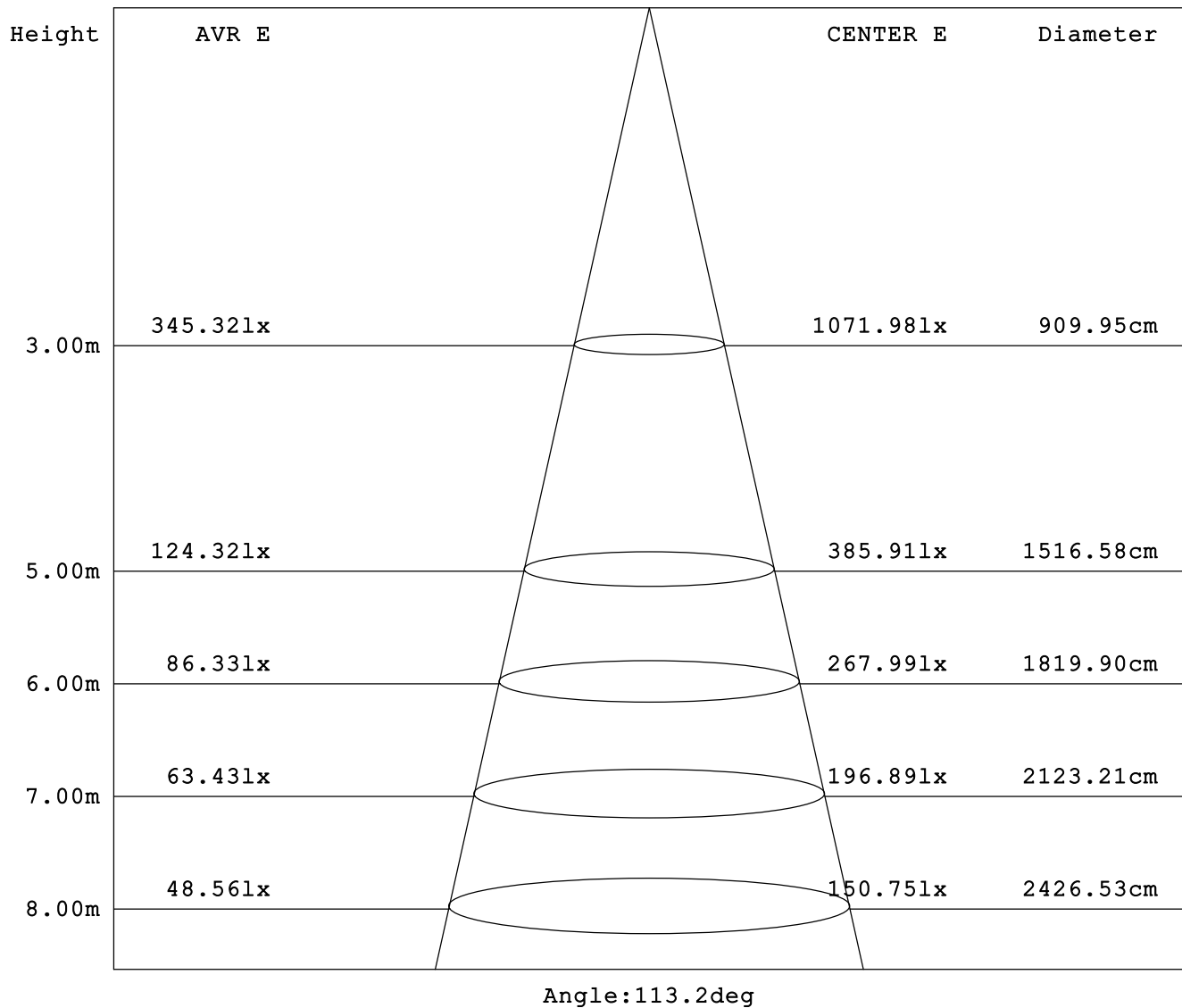
Test System:
Temperature: 25.3DEG
Operators:
Test Date: 2024.11.21

Test Set: 6.0deg/s C-Gamma (TYPE C)
Humidity: 65.0%
Test Distance: 10.000 m
Remarks:

AVERAGE AND CENTER E Figure

Report number:

MANUFACTURER: ILUMEN GMBH	Address:	
NAME: Klose	TYPE:IL-FL19-N20040-TY3	WEIGHT:
SPECIFICATION:2835LED、4000K、80X150deg	DIMENSION:	SERIAL No.:



Test System:
Temperature:25.3DEG
Operators:
Test Date:2024.11.21

Test Set: 6.0deg/s C-Gamma (TYPE C)
Humidity:65.0%
Test Distance:10.000 m
Remarks:

ZONAL FLUX DIAGRAM

Report number:

MANUFACTURER: ILUMEN GMBH	Address:	
NAME: Klose	TYPE: IL-FL19-N20040-TY3	WEIGHT:
SPECIFICATION: 2835LED、4000K、80X150deg	DIMENSION:	SERIAL No.:

γ	C0	C45	C90	C135	C180	C225	C270	C315	γ	Zone	total
5.0	961.6	926.7	902.8	910.5	939.5	964.6	979.0	981.3	0- 5	226.5	226.5
10.0	974.9	898.7	837.6	867.2	931.7	973.1	995.7	1005	5- 10	673.1	899.6
15.0	988.8	860.7	756.5	812.9	928.2	978.7	1007	1023	10- 15	1100	2000
20.0	999.9	816.0	666.3	759.9	928.2	980.8	1007	1039	15- 20	1500	3500
25.0	1011	760.1	549.3	697.9	927.1	982.1	997.3	1047	20- 25	1858	5358
30.0	1024	697.7	439.8	628.3	926.9	977.3	982.5	1049	25- 30	2165	7523
35.0	1035	622.3	372.8	543.3	931.2	968.9	965.7	1046	30- 35	2423	9946
40.0	1042	520.0	322.6	438.7	931.0	960.0	952.4	1041	35- 40	2646	12593
45.0	1060	410.0	286.4	345.3	932.8	949.8	914.7	1034	40- 45	2833	15426
50.0	1101	322.7	261.4	284.9	960.1	935.3	826.0	1020	45- 50	2983	18409
55.0	1104	258.1	240.4	241.5	974.0	912.1	683.1	986.8	50- 55	3071	21479
60.0	1047	223.8	225.5	205.0	930.0	840.9	469.9	910.6	55- 60	2981	24460
65.0	938.6	185.8	170.3	174.5	857.1	684.9	216.9	751.3	60- 65	2665	27125
70.0	671.7	128.6	49.24	125.8	681.4	412.1	69.83	460.2	65- 70	2073	29198
75.0	268.8	46.49	29.40	43.23	301.2	101.3	40.07	113.9	70- 75	1218	30416
80.0	50.08	15.17	13.72	14.21	50.97	23.13	17.37	24.61	75- 80	419.3	30836
85.0	5.507	4.297	2.228	3.792	6.398	5.880	4.047	6.183	80- 85	78.72	30914
90.0	0.834	0.842	0.279	0.841	0.877	0.363	0.631	0.310	85- 90	11.94	30926
95.0									90- 95		
100.0									95-100		
105.0									100-105		
110.0									105-110		
115.0									110-115		
120.0									115-120		
125.0									120-125		
130.0									125-130		
135.0									130-135		
140.0									135-140		
145.0									140-145		
150.0									145-150		
155.0									150-155		
160.0									155-160		
165.0									160-165		
170.0									165-170		
175.0									170-175		
180.0									175-180		
DEG	LUMINOUS INTENSITY:×10cd									UNIT:lm	

Test System:
 Temperature:25.3DEG
 Operators:
 Test Date:2024.11.21

Test Set: 6.0deg/s C-Gamma (TYPE C)
 Humidity:65.0%
 Test Distance:10.000 m
 Remarks:

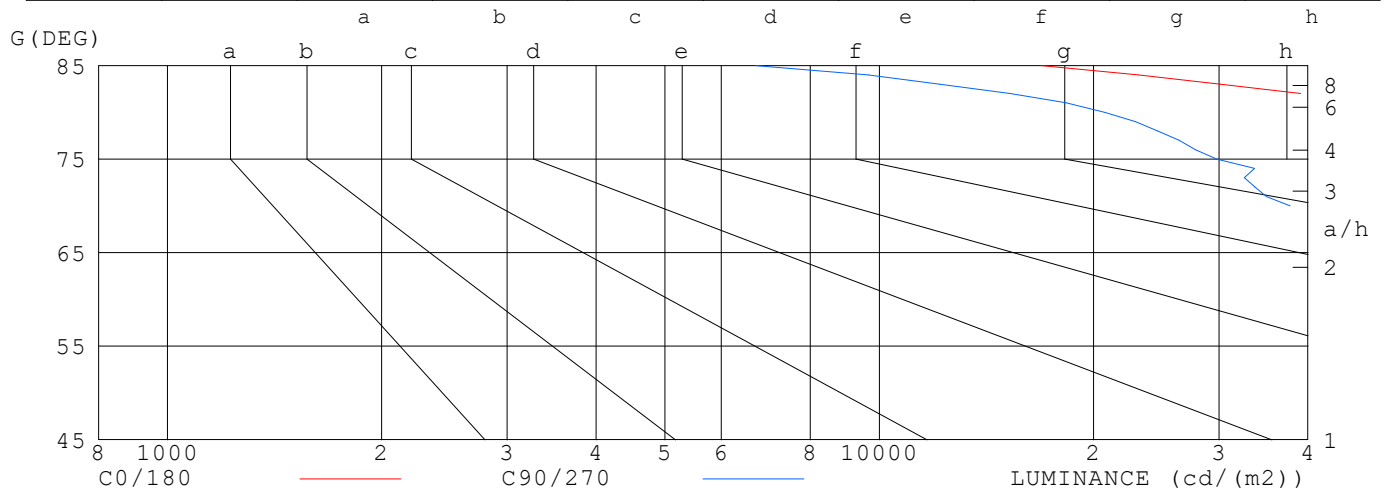
LUMINANCE LIMITATION CURVES

Report number:

MANUFACTURER: ILUMEN GMBH	Address:	
NAME: Klose	TYPE: IL-FL19-N20040-TY3	WEIGHT:
SPECIFICATION: 2835LED、4000K、80X150deg	DIMENSION:	SERIAL No.:

LUMINANCE LIMITATION CURVES

GLARE	CLASS	ILLUMINANCE (lx)							
1.15	A	2000	1000	500	<=300				
1.50	B		2000	1000	500	<=300			
1.85	C			2000	1000	500	<=300		
2.20	D				2000	1000	500	<=300	
2.55	E					2000	1000	500	<=300



LUMINANCE cd/(m2)		
G (DEG)	C0/180	C90/270
85	16906	6709
80	77165	20737
75	277932	29803
70	525511	37772
65	594235	105769
60	560107	118369
55	514900	109993
50	458358	106708
45	401229	106289

Test System:
 Temperature: 25.3 DEG
 Operators:
 Test Date: 2024.11.21

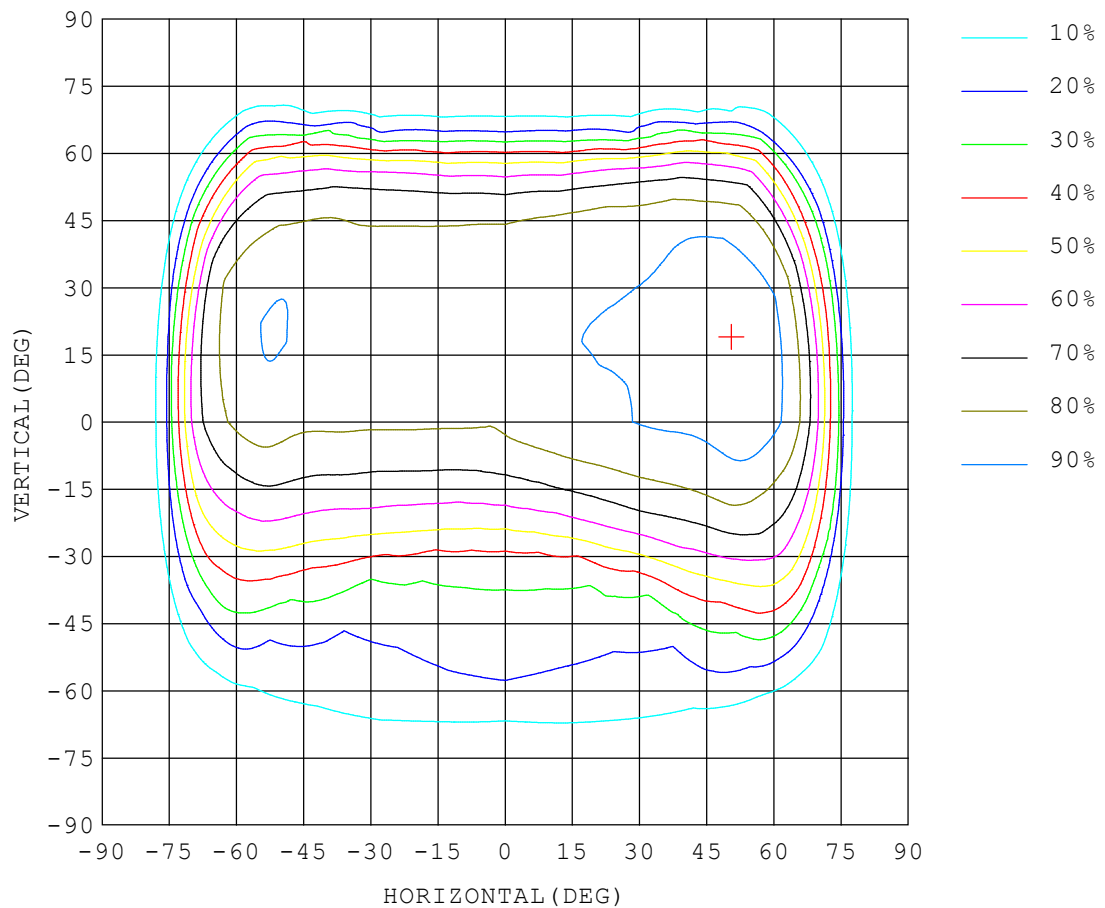
Test Set: 6.0 deg/s C-Gamma (TYPE C)
 Humidity: 65.0%
 Test Distance: 10.000 m
 Remarks:

ISOCANDELA DIAGRAM

Report number:

MANUFACTURER: ILUMEN GMBH	Address:	
NAME: Klose	TYPE: IL-FL19-N20040-TY3	WEIGHT:
SPECIFICATION: 2835LED、4000K、80X150deg	DIMENSION:	SERIAL No.:

UNIT: cd



Test System:
Temperature: 25.3 DEG
Operators:
Test Date: 2024.11.21

Test Set: 6.0 deg/s C-Gamma (TYPE C)
Humidity: 65.0%
Test Distance: 10.000 m
Remarks: